

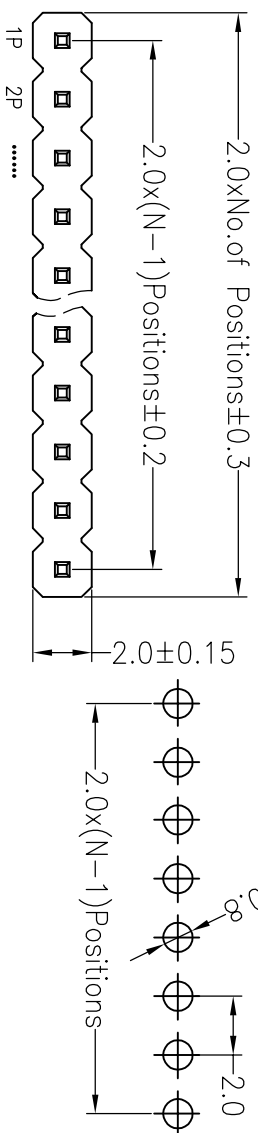


Recommended P.C.B Layout(Top Side)
(PCB BOARD TOLERANCE±0.05)

SPECIFICATIONS

Rated Current:1.5AMP
Contact Resistance:20mΩ Max
Withstand Voltage:500V AC/DC
Insulation Resistance:1000MΩ Min
Operation Temperature:-40°c to +105°c

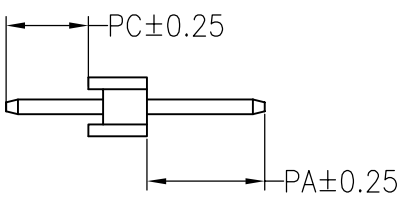
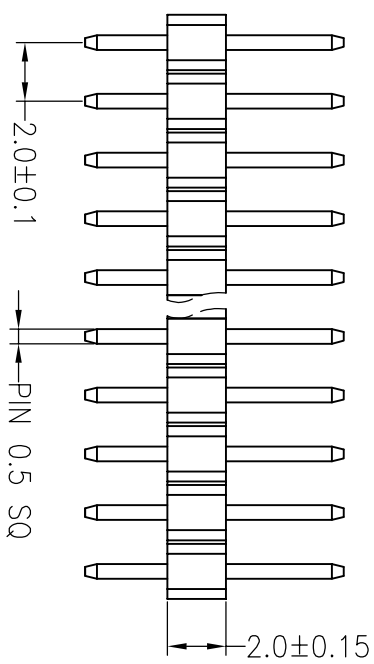
Contact Material:Brass
Contact Plating: Au or Sn Over Ni
Insulator Material:Polyester(UL94V-0)
Standard: PBT
Max.Processing Temp: 180°C for 30-60 seconds
(200°C for 5 seconds)



Ordering Information

1320 11 XX X N XX S XXX X 01

No. of Pins Per Row	Insulator Material Option	Contact Plating	Pin Length	Packing
1x40	A=BK-PBT	G0:Gold Flash	0=PE Bag	A=Troy
2x40	C=BK-PA6T	G1:1U" Gold	T=Tube	P=Tube+Cap
3x40	D=BK-PA46	G2:1.5U" Gold	R=Reel+Cap	M=Reel+Mylar
1--40	E=BK-PA9T	G3:2U" Gold	G4:3U" Gold	
2--80	F=BK-LCP	G5:5U" Gold	G6:10U" Gold	
3--120		G7:15U" Gold	S0:Gold Flash/Tin	



Dimension antitheses list				
ITEM	PC	PA	L	
Standard	2.80	3.90	8.70	

OPERATION		DRAW		SCALE		FIT		TITLE:	
X.X	±0.30	YYuSheng	19.09.19	UNIT	mm	A4	1/1	PART NO. 132011XXXXXSXXXX01	
X.XX	±0.20	CHECK		SIZE				2.0PH 1xNpin H2.0mm Single 180°	
X:XXX	±0.10	APPROVE		SHEET					
Angle	±3°			PROJ.					
DIM	TOL								
REV	DATE	MODIFICATION DESCRIPTION	CHANGE						
A0	2019.09.19	NEW DRAWING							
1									

JILIN 深圳市锦凌电子有限公司
SHENZHEN JINLING ELECTRONIC CO.,LTD
Tel: 86-755-2997-5806/5802 Fax: 86-755-2997-5892